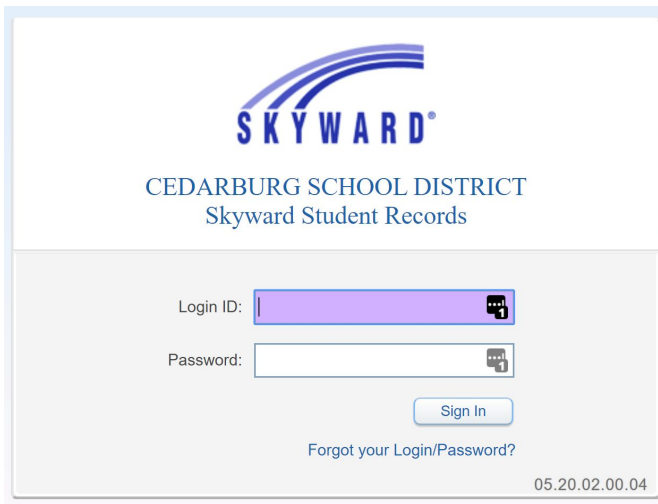


How to Find Student Chromebook Login Information on Skyward Family Access

Missing your child's login information, or don't have a QR Code?

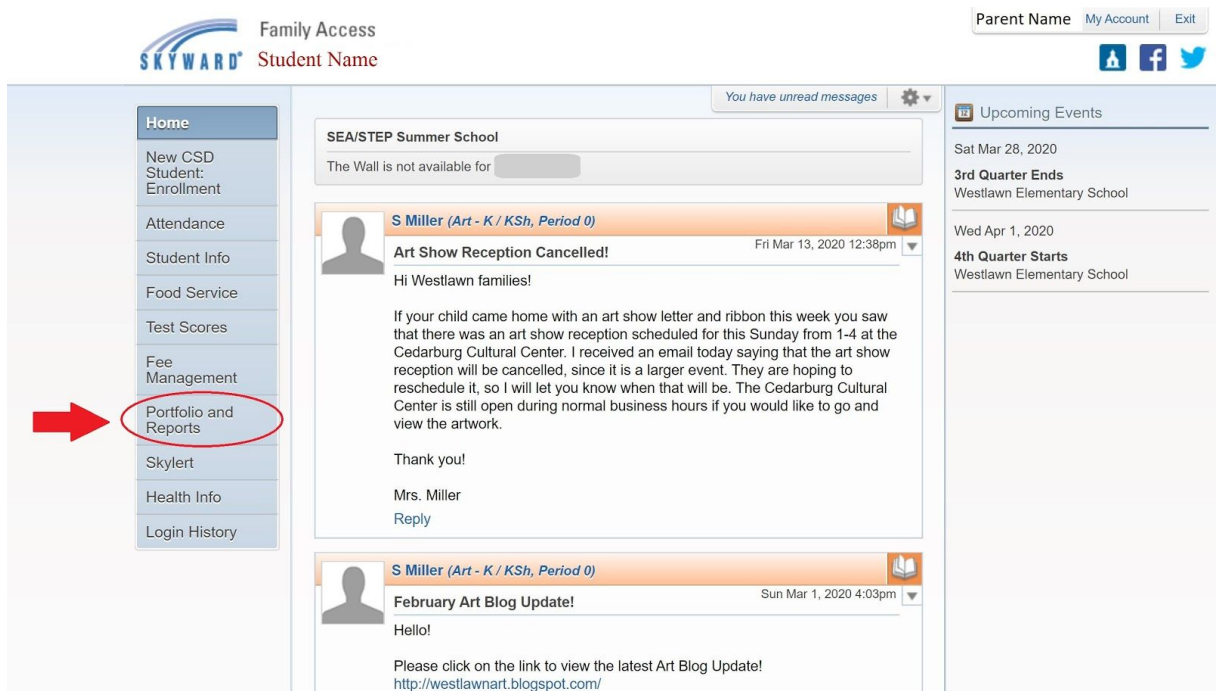
No worries. Follow the following steps:

1. Sign in to **Skyward Family Access**



The login page features the Skyward logo at the top, followed by "CEDARBURG SCHOOL DISTRICT" and "Skyward Student Records". Below this are input fields for "Login ID:" and "Password:", each with a QR code icon to its right. A "Sign In" button is positioned below the password field. A link for "Forgot your Login/Password?" is located below the "Sign In" button. The version number "05.20.02.00.04" is displayed in the bottom right corner.

2. Click on **"Portfolio and Reports"**



The screenshot shows the Skyward Family Access dashboard. At the top, the Skyward logo is on the left, and "Family Access" and "Student Name" are in the center. On the right, there are links for "Parent Name", "My Account", and "Exit", along with social media icons for a person, Facebook, and Twitter. A notification bar at the top right says "You have unread messages". The left sidebar contains a menu with items: Home, New CSD Student: Enrollment, Attendance, Student Info, Food Service, Test Scores, Fee Management, Portfolio and Reports (highlighted with a red circle and a red arrow), Skylert, Health Info, and Login History. The main content area displays two messages from "S Miller (Art - K / KSh, Period 0)". The first message, dated Fri Mar 13, 2020 12:38pm, is titled "Art Show Reception Cancelled!" and informs families that the reception is cancelled and will be rescheduled. The second message, dated Sun Mar 1, 2020 4:03pm, is titled "February Art Blog Update!" and includes a link to the latest update: <http://westlawnart.blogspot.com/>. On the right side of the dashboard, there is a section for "Upcoming Events" listing "3rd Quarter Ends" on Sat Mar 28, 2020, and "4th Quarter Starts" on Wed Apr 1, 2020, both at Westlawn Elementary School.

3. Click on **“School Name Student Login Info”**

Family Access

My Account Exit

Home

New CSD Student: Enrollment

Attendance

Student Info

Food Service

Test Scores

Fee Management

Portfolio and Reports

Skylert

Login History

Portfolio and Reports - Attachments

SEA/STEP Summer School

Portfolio is not available for

SEA/STEP Summer School

Report Cards is not available for

Westlawn Elementary School

Report Directory is not available for

SEA/STEP Summer School

Report Directory is not available for

Michael

Description	eSigned	Type	Created
Westlawn Student Login Info	N/A	Login Info	Thu Mar 19, 2020 3:10pm
NWEA/MAP Winter 2020	N/A	NWEA/MAP	Wed Feb 5, 2020 9:16am
Standards Report Card Quarter 2 (01/30/20)	Yes	Report Card	Thu Jan 30, 2020 10:15am
Standards Report Card Quarter 2 (01/22/20)	N/A	Report Card	Wed Jan 22, 2020 1:20pm
Standards Report Card Quarter 1 (01/22/20)	No	Report Card	Wed Jan 22, 2020 1:17pm
Standards Report Card Quarter 1 (11/06/19)	Yes	Report Card	Wed Nov 6, 2019 3:02pm
Standards Report Card Quarter 1 (11/06/19)	No	Report Card	Wed Nov 6, 2019 1:18pm
Standards Report Card KG Math Q1 (11/06/19)	Yes	Report Card	Wed Nov 6, 2019 1:17pm

4. A file will download. Go into your computer's "Downloads" to find the PDF file.

File Home Share View

Navigation pane

Preview pane

Details pane

Panes

Layout

Current view

Sort by

Item check boxes

File name extensions

Hidden items

Hide selected items

Options

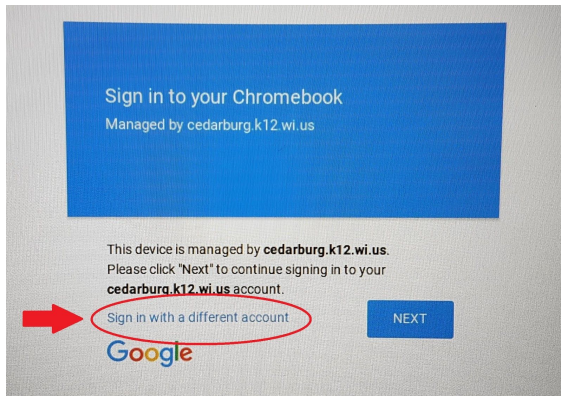
Search Downloads

Name	Date	Type	Size	Tag
PV-2nd-20200327T...	3/27/2020 8:07 AM	File folder		
PDF File	3/27/2020 11:02 AM	Adobe Acrobat D...	34 KB	
20200327_100029	3/27/2020 9:59 AM	JPG File	637 KB	
PV-K-20200327T05...	3/27/2020 8:10 AM	Compressed (zipp...	48,338 KB	
PV-1st-20200327T0...	3/27/2020 8:09 AM	Compressed (zipp...	40,192 KB	
PV-2nd-20200327T...	3/27/2020 7:32 AM	Compressed (zipp...	47,689 KB	
C Logo	3/23/2020 5:45 PM	PNG File	7 KB	
20200323_134339	3/23/2020 1:43 PM	JPG File	347 KB	
20200323_133902	3/23/2020 1:39 PM	JPG File	1,105 KB	

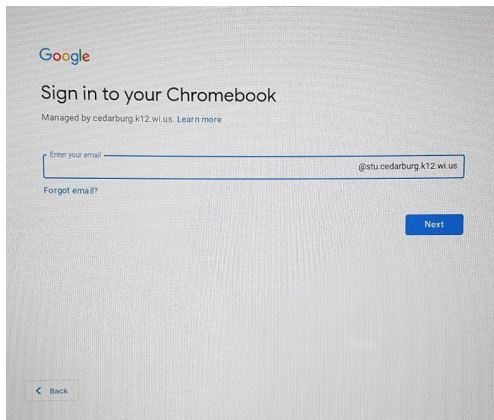
96 items

5. **Open the file.** it will have your child's login information including his/her/their email and password.

6. Now that you have all the login information you need, open your Chromebook, and click on **“Sign in with a different account”**.



7. Enter your email and click, **“Next”**.



8. Enter your password and click, **“Next”**. Then you're good to go!

