

# Community Survey Results

The Results are In! Your Feedback was Incredibly Valuable!

Thank you for participating!



## Why was a survey conducted?

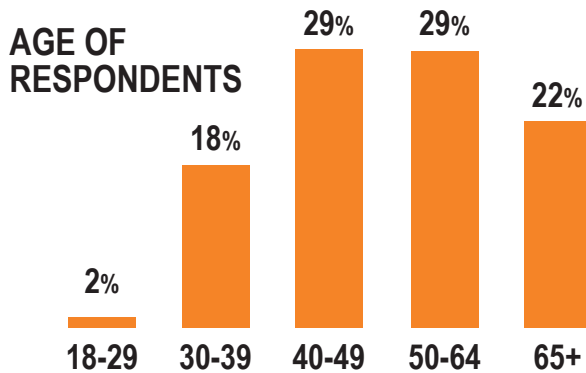
Over the last three years, the Cedarburg School District (CSD) has examined facility and instructional needs to maintain the District's high academic standards. Through the development of a Long Range Master Plan (LRMP), our District identified its top three priorities: 1) [planning for anticipated enrollment growth](#); 2) [supporting teaching and learning](#); and 3) [improving safety and security](#). The District completed utilization and capacity studies at each of the schools and

received feedback from more than 30 focus groups with 485 attendees. The findings from that feedback indicated that all but one of the schools in the District are currently operating at, or over capacity. Recognizing that any potential referendum to address these needs must reflect the priorities of taxpayers, the School Board approved sending a survey to all District's residents to gauge their support of updating the District's facilities. The results of that survey are listed below.

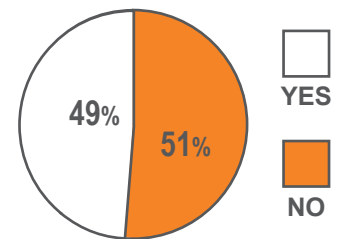
**2,008**  
RESPONSES



*\*This presents a 24% response rate which is considered above industry standards and is considered a valid sample of the population to produce accurate results.*



DO YOU HAVE CHILDREN ATTENDING SCHOOL HERE?



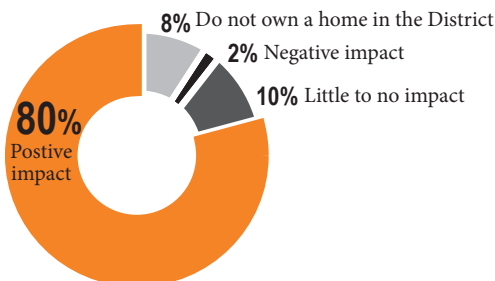
The outstanding response rate of completed surveys reflects a strong commitment to our district and our community. Thank you!

WHAT ADVICE WAS GIVEN TO THE SCHOOL BOARD?

**60%**

OF RESPONDENTS BELIEVE THE DISTRICT SHOULD PURSUE A REFERENDUM

WHAT IMPACT DO YOU BELIEVE CEDARBURG SCHOOL DISTRICT HAS ON YOUR HOME VALUE?



OVERALL, HOW SATISFIED ARE YOU WITH THE CEDARBURG SCHOOL DISTRICT?

**88%** Very Satisfied or Satisfied

## Resident

# Next Steps on Immediate Needs

Listening to our community, the Board reduced the overall cost of the project from its original plan. The survey asked residents if they would support a \$72.3 million referendum for a facilities improvement plan. Overall, the majority of survey respondents were supportive, with 55% of respondents saying they would “definitely yes” or “probably yes” support a referendum at that amount.

**HOWEVER,** the School Board challenged the Long Range Master Planning Team to draw the total cost of the project down to reduce the tax impact on residents, and to focus on the immediate growth needs of the next five to seven years. The Long Range Master Plan Team developed a list of priority strategies to reduce the plan’s overall cost. Those strategies included deferring capital replacement projects to operational budgets over the next six to eight years and deferring or eliminating projects that do not compromise the District’s overall goals.

As a result, the improvement plan was [reduced by \\$12.5 million, for a total of \\$59.8 million](#), which would result in approximately a 40 percent reduction in the tax impact compared to the original plan presented in the community survey.

# 40%

reduction in the tax impact compared to the original plan presented in the community survey

## What is the Tax-impact of the Reduced-cost Plan?

The district will finish paying off significant debt obligations in the coming years which will help reduce the overall tax impact. Under the new plan, the new tax impact for the \$59.8 million plan is \$58 per \$100,000 of a home’s value compared to the original plan at \$98 per \$100,000.

Project Cost NOT TO EXCEED: \$59,800,000	Estimated AVERAGE ANNUAL Property Tax Impact:	Estimated AVERAGE MONTHLY Property Tax Impact:
Per \$100,000 of property value	\$58.00	\$4.83
Per \$200,000 of property value	\$116.00	\$9.66
Per \$300,000 of property value	\$174.00	\$14.50

*Preliminary tax impact estimates for a 20-year borrowing are based on an interest rate of 4.25%.*

*Tax impact estimates provided by Robert W. Baird & Co.*